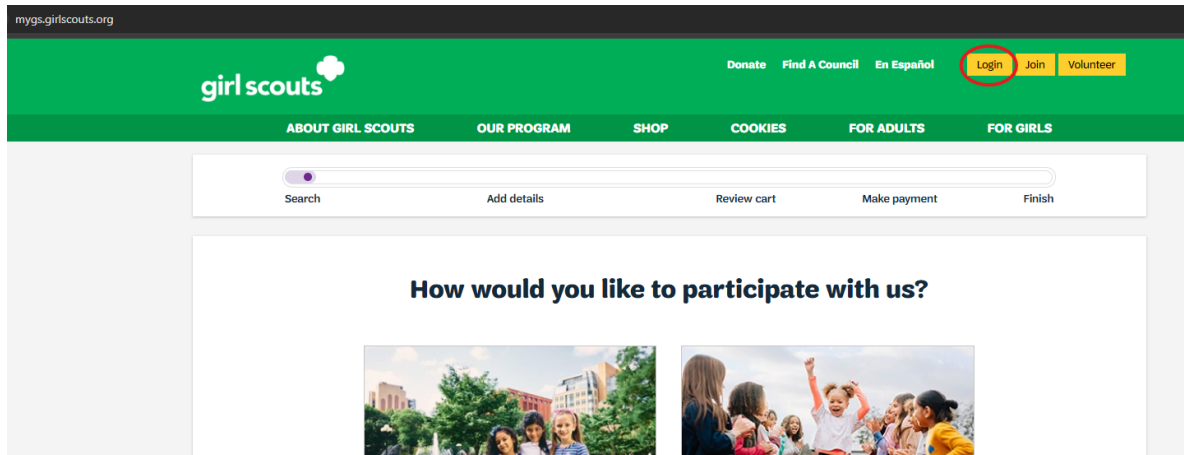
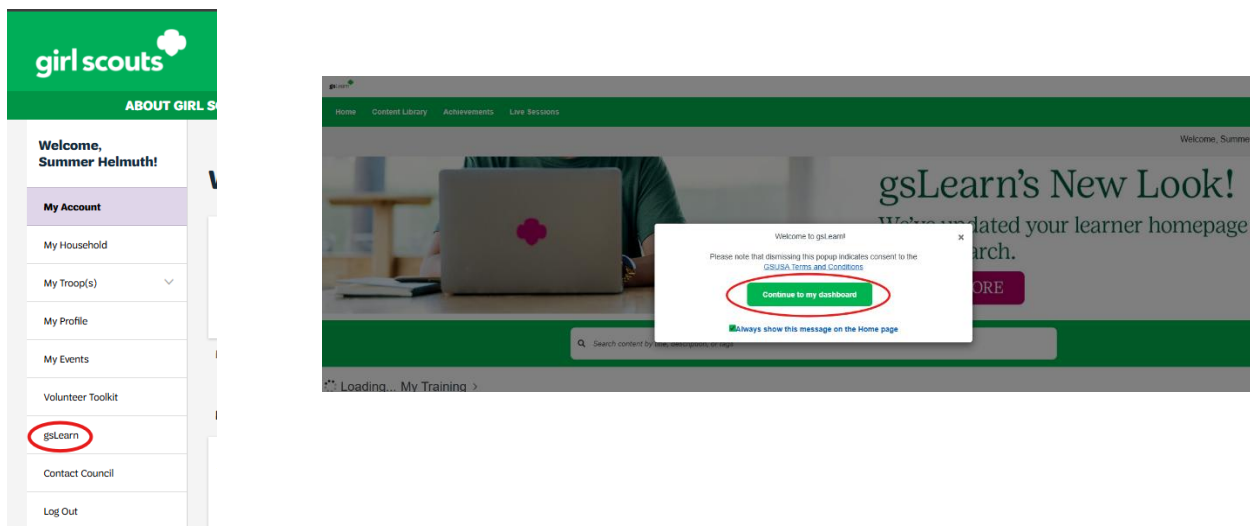


## Step-by-Step: Accessing Stepping Out on gsLearn

1. Go to <https://mygs.girlscouts.org/> and log in to your account.

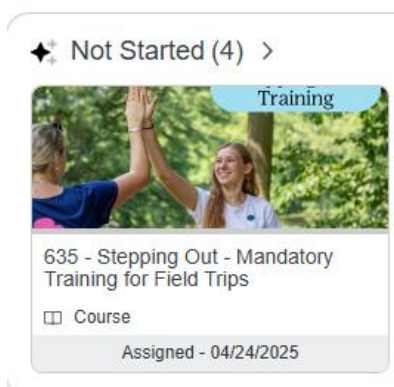


2. Click on the "gsLearn" tab on the lefthand side of your dashboard.



3. Scroll down on your gsLearn dashboard — “Stepping Out” should appear on the main page.

- o If you don't see it, use the search bar at the top and type in "Stepping Out"



4. **Select the Stepping Out (GSCCC)** course from the search results.
5. **Enroll in the course** and start the training.

## 635 - Stepping Out - Mandatory Training for Field Trips



Stepping Out is a course designed to prepare adult volunteers, both leaders and/or troop caregivers, in the supervision of girls outside of regular meetings. This training must be renewed every 3 years.



**Start This Course**

0%

**Course**  
0/2 Modules Completed

|  |                   |  |
|--|-------------------|--|
|  | Stepping Out      |  |
|  | Stepping Out Test |  |

6. **Complete all required sections** to receive credit for the course.

If you encounter any issues, feel free to reach out to [info@girlscoutscsc.org](mailto:info@girlscoutscsc.org) or call **800-822-2427** for support.

